

**PRODUCT SHEET
CEILING PENDANT
VERSION: 02011_PSENV0**

LISSAclassic is an advanced technological solution setting new standards in medical sector. Designed with maximum functionality, aesthetics and ergonomics in mind, this pendant redefines the operating space and supports medical personnel in the most challenging tasks.

LISSAclassic



TECHNICAL SPECIFICATION OF ARMS


- Single and double arms available
- Total range of double arm: 1200-2400 mm
- Three swivel joints – max. swivel range: 340°
- Swivel range can be reduced by adjusting rotation limiters
- Arms and drop tube in RAL 9010
- Arms end caps in RAL 9022



TECHNICAL SPECIFICATION OF SERVICE HEAD

- Body of service head made of powdered coated steel and aluminium
- Outside panels and shelves made of Corian® Glacier White colour





- Light arm with friction / pneumatic / electromagnetic brake
- Modern design
- Spacious cable compartment and organizer for cabling and gas hoses
- Outer body closing and covering electrical and gas fittings
- Swivel shelf with locking mechanism
- Smart display on Corian front panel



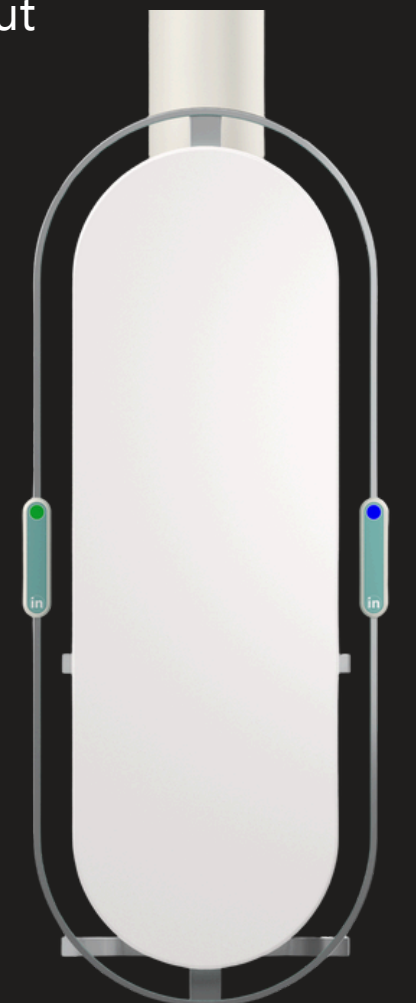


BASIC DISPLAY VERSION

- Ring shaped LED clock with stopwatch
- Timer for indicating surgery time
- IAQ air quality indicator - temperature, humidity, atmospheric pressure
- Clear display of alerts from medical gas alarm panel (LED red ring informing about gas status, gas type and gas variations)

EXTENDED DISPLAY VERSION

- Replaying alarm content from medical gas alarm panel
- Possibility to listen to music from BlueTooth user's device
- Possibility to listen to FM radio



LIGHTING

- Types of lighting: LED Ambient Light
- Lighting location: on arms 2200lm / Beneath the shelf 300lm
- Lighting is switched on/off by switch on the service head and/or the wall

OPTIONAL CONFIGURATION

- Stainless steel medical rails, shelves in various sizes, drawers, examination lamps, articulated monitor arms, IV poles, baskets for disposables



MEDICAL GAS OUTLETS AND VACUUM


- Available standards: AGA / DIN / BS / AFNOR /



Electrical sockets:

- Type E (FR) / Type F (Schuko) / Type G (BS) / other
- IT sockets: RJ-11 / RJ-12 / RJ-45, 6a cat. or higher
- Multimedia sockets: USB, HDMI

STANDARD CONFIGURATION OF ANAESTHESIA PENDANT



- Medical gas outlets - 2pcs O₂, 1pc N₂O, 2pcs AIR, 2pcs VAC, 1pc x AGSS (max 7x gas outlets + 1pc AGSS)
- Electrical sockets 230 V: 7pcs (2 circuits) – 7 modules
- Equipotential pins: 4pcs (1 module)
- IT sockets RJ-45, cat. 6: 2pcs (1 module)
- Provision for user's sockets: 1pc (1 module) (10 modules max. for electrical and IT fittings)
- 4-hook IV pole
- Swivel shelf with DIN 25x10 mm side rails

DESCRIPTION OF THE MODULES:

- 1 module = 1pc electrical socket
- 1 module = 2pcs RJ45
- 1 module = 4pcs equipotential pin
- 1 module = 2pcs USB
- 1 module = 2pcs HDMI
- 1 module = 2pcs BNC
- 1 module = 2pcs S-VIDEO
- 1 module = 1pcs VGA
- 1 module = 1pcs DVI

export@inmed.pl
+71 398 02 28
www.inmed.pl/en

INMED S.A.
UL. KWIATOWA 32A
55-330 Krępiec
